

I am a Citizen



I am a citizen. I am continually finding out who I am in this world, finding my own pathways and ideas. I understand relationships. I know that these are connections with others and know that these can change with different people and different contexts, including online, families and friendships. I know what healthy, positive and respectful relationship look like. My relationships with others are important and I develop the skills to know which ones are supportive and ones that are unsafe or unhelpful to me. I learn about how I change as I get older, on the inside and the outside, ready to become an adult. I am able to identify body parts and know how living things reproduce. I experience different feelings and emotions and learn to identify what these are with the help of others around me. I know how to look after my physical health and wellbeing. I know the benefits of exercise, good nutrition, hygiene and sleep and know where to find support if I am feeling worried about something. I develop my understanding that I am one person amongst different communities – virtual and real. I learn that I have rights but also responsibilities and know there are consequences to my actions, both to myself and to others. I develop my individual and collective voice and use it democratically. I learn how to stay safe in the real world and online, and how to keep healthy, both physically and mentally.

I am a citizen

Expectations:

- PSHE planning follows the Jigsaw framework
- All lessons to be delivered by Class Teacher Class book on display
- Each new unit will be introduced with a whole school assembly
- PSHE+ button on CPOMs should be regularly monitored to ensure lessons are adapted according to any issues that arise within the classroom

Evidence:

- A class book is used for evidence
- Each unit must have a cover page
- Each lesson should have the date and Learning objective
- Each lesson should use a double page in the book with evidence such as photos, examples of written work, pupil voice on a post it note/speech bubble
- All children's work, thoughts and input is valued and included in the class book
- At the end of the unit, children should think about something they have learnt and something they are going to put into practice themselves

T1

Being Me in My World

T2

Celebrating Difference

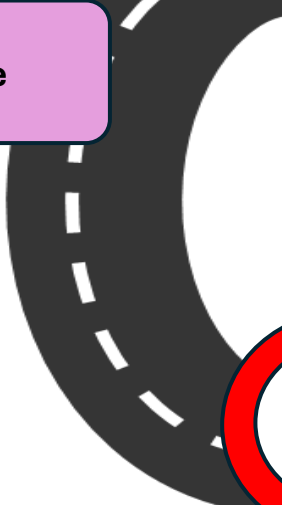
I am a Citizen

T3

T4

Dreams & Goals

Healthy Me



T5

Relationships

T6

Changing Me

I am a Citizen

Each unit across
the school teaches:





Being Me in My World

	Year 3	Year 4	Year 5	Year 6
Overview	<p>In this Puzzle (unit), the children learn to recognise their self-worth and identify positive things about themselves and their achievements. They discuss new challenges and how to face them with appropriate positivity. The children learn about the need for rules and how these relate to rights and responsibilities. They explore choices and consequences, working collaboratively and seeing things from other people's points of view. The children learn about different feelings and the ability to recognise these feelings in themselves and others. They set up their Jigsaw Journals and establish the Jigsaw Charter.</p>	<p>In this Puzzle (unit), the children explore being part of a team. They talk about attitudes and actions and their effects on the whole class. The children learn about their school and its community, who all the different people are and what their roles are. They discuss democracy and link this to their own School Council, what its purpose is and how it works. The children learn about group work, the different roles people can have, how to make positive contributions, how to make collective decisions and how to deal with conflict. They also learn about considering other people's feelings. They refresh their Jigsaw Charter and set up their Jigsaw Journals.</p>	<p>In this Puzzle (unit), the children think and plan for the year ahead, goals they could set for themselves as well as the challenges they may face. They explore their rights and responsibilities as a member of their class, school, wider community and the country they live in. The children learn about their own behaviour and its impact on a group as well as choices, rewards, consequences and the feelings associated with each. They also learn about democracy, how it benefits the school and how they can contribute towards it. They revisit the Jigsaw Charter and set up their Jigsaw Journals.</p>	<p>In this Puzzle (unit), the children discuss their year ahead, they learnt to set goals and discuss their fears and worries about the future. The children learn about the United Nations Convention on the Rights of the Child and that these are not met for all children worldwide. They discuss their choices and actions and how these can have far-reaching effects, locally and globally. The children learn about their own behaviour and how their choices can result in rewards and consequences and how they feel about this. They explore an individual's behaviour and the impact it can have on a group. They learn talk about democracy, how it benefits the school and how they can contribute towards it. They establish the Jigsaw Charter and set up their Jigsaw Journals.</p>



Being Me in My World

	Year 3	Year 4	Year 5	Year 6
Knowledge	<ul style="list-style-type: none"> Know that the school has a shared set of values Know why rules are needed and how these relate to choices and consequences Know that actions can affect others' feelings Know that others may hold different views Understand that they are important Know what a personal goal is Understanding what a challenge is 	<ul style="list-style-type: none"> Know their place in the school community Know what democracy is (applied to pupil voice in school) Know how groups work together to reach a consensus Know that having a voice and democracy benefits the school community Know how individual attitudes and actions make a difference to a class Know about the different roles in the school community Know that their own actions affect themselves and others 	<ul style="list-style-type: none"> Understand how democracy and having a voice benefits the school community Understand how to contribute towards the democratic process Understand the rights and responsibilities associated with being a citizen in the wider community and their country Know how to face new challenges positively Understand how to set personal goals Know how an individual's behaviour can affect a group and the consequences of this 	<ul style="list-style-type: none"> Know about children's universal rights (United Nations Convention on the Rights of the Child) Know about the lives of children in other parts of the world Know that personal choices can affect others locally and globally Know how to set goals for the year ahead Understand what fears and worries are Understand that their own choices result in different consequences and rewards Understand how democracy and having a voice benefits the school community Understand how to contribute towards the democratic process
Social & Emotional Skills	<ul style="list-style-type: none"> Make other people feel valued Develop compassion and empathy for others Be able to work collaboratively Recognise self-worth Identify personal strengths Be able to set a personal goal Recognise feelings of happiness, sadness, worry and fear in themselves and others 	<ul style="list-style-type: none"> Identify the feelings associated with being included or excluded Be able to take on a role in a group discussion / task and contribute to the overall outcome Know how to regulate my emotions Can make others feel cared for and welcome Recognise the feelings of being motivated or unmotivated Can make others feel valued and included Understand why the school community benefits from a Learning Charter Be able to help friends make positive choices 	<ul style="list-style-type: none"> Empathy for people whose lives are different from their own Consider their own actions and the effect they have on themselves and others Be able to work as part of a group, listening and contributing effectively Be able to identify what they value most about school Identify hopes for the school year Understand why the school community benefits from a Learning Charter Be able to help friends make positive choices Know how to regulate my emotions 	<ul style="list-style-type: none"> Know own wants and needs Be able to compare their life with the lives of those less fortunate Demonstrate empathy and understanding towards others Can demonstrate attributes of a positive role-model Can take positive action to help others Be able to contribute towards a group task Know what effective group work is Know how to regulate my emotions Be able to make others feel welcomed and valued
Vocabulary	Welcome, Valued, Achievements, Pleased, Personal Goal, Acknowledge, Affirm, Emotions, Feelings, Nightmare, Solutions, Support, Dream, Behaviour, Fairness, Group Dynamics, Team Work, View Point, Ideal School, Belong	Included, Excluded, Role, Job Description, School Community, Democracy, Democratic, Decisions, Voting, Authority, Contribution, Observer, UN Convention on Rights of Child (UNCRC)	Challenge, Goal, Attitude, Citizen, Views, Opinion, Collective	Ghana, West Africa, Cocoa Plantation, Cocoa Pods, Community, Education, Wants, Needs, Maslow, Empathy, Comparison, Opportunities, Education, Empathise, Obstacles, Co-operation, Collaboration, Legal, Illegal, Lawful, Laws, Participation, Motivation, Decision



Celebrating Differences

	Year 3	Year 4	Year 5	Year 6
Overview	<p>In this Puzzle (unit), the children learn about families, that they are all different and that sometimes they fall out with each other. The children practise methods to calm themselves down and discuss the 'Solve it together' technique. The children revisit the topic of bullying and discuss being a witness (bystander); they discover how a witness has choices and how these choices can affect the bullying that is taking place. The children also talk about using problem-solving techniques in bullying situations. They discuss name-calling and practise choosing not to use hurtful words. They also learn about giving and receiving compliments and the feelings associated with this.</p>	<p>In this Puzzle (unit), the children consider the concept of judging people by their appearance, of first impressions and of what influences their thinking on what is normal. They explore more about bullying, including online bullying and what to do if they suspect or know that it is taking place. They discuss the pressures of being a witness and why some people choose to join in or choose to not tell anyone about what they have seen. The children share their own uniqueness and what is special about themselves. They talk about first impressions and when their own first impressions of someone have changed.</p>	<p>In this Puzzle (unit), the children explore culture and cultural differences. They link this to racism, debating what it is and how to be aware of their own feelings towards people from different cultures. They revisit the topic of bullying and discuss rumour spreading and name-calling. The children learn that there are direct and indirect ways of bullying as well as ways to encourage children to not using bullying behaviours. The children consider happiness regardless of material wealth and respecting other people's cultures.</p>	<p>In this Puzzle (unit), the children discuss differences and similarities and that, for some people, being different is difficult. The children learn about bullying and how people can have power over others in a group. They discover strategies for dealing with this as well as wider bullying issues. The children learn about people with disabilities and look at specific examples of disabled people who have amazing lives and achievements.</p>



Celebrating Differences

	Year 3	Year 4	Year 5	Year 6
Knowledge	<ul style="list-style-type: none"> Know what it means to be a witness to bullying and that a witness can make the situation worse or better by what they do Know that conflict is a normal part of relationships Know that some words are used in hurtful ways and that this can have consequences Know why families are important Know that everybody's family is different Know that sometimes family members don't get along and some reasons for this 	<ul style="list-style-type: none"> Know that some forms of bullying are harder to identify e.g. tactical ignoring, cyber-bullying Know the reasons why witnesses sometimes join in with bullying and don't tell anyone Know that sometimes people make assumptions about a person because of the way they look or act Know there are influences that can affect how we judge a person or situation Know what to do if they think bullying is or might be taking place Know that first impressions can change 	<ul style="list-style-type: none"> Know external forms of support in regard to bullying e.g. Childline Know that bullying can be direct and indirect Know what racism is and why it is unacceptable Know what culture means Know that differences in culture can sometimes be a source of conflict Know that rumour-spreading is a form of bullying online and offline Know how their life is different from the lives of children in the developing world 	<ul style="list-style-type: none"> Know that people can hold power over others individually or in a group Know that power can play a part in a bullying or conflict situation Know that there are different perceptions of 'being normal' and where these might come from Know that difference can be a source of celebration as well as conflict Know that being different could affect someone's life Know why some people choose to bully others Know that people with disabilities can lead amazing lives
Social & Emotional Skills	<ul style="list-style-type: none"> Use the 'Solve it together' technique to calm and resolve conflicts with friends and family Be able to 'problem-solve' a bullying situation accessing appropriate support if necessary Be able to show appreciation for their families, parents and carers Empathise with people who are bullied Employ skills to support someone who is bullied Be able to recognise, accept and give compliments Recognise feelings associated with receiving a compliment 	<ul style="list-style-type: none"> Be comfortable with the way they look Try to accept people for who they are Be non-judgemental about others who are different Identify influences that have made them think or feel positively/negatively about a situation Identify feelings that a bystander might feel in a bullying situation Identify reasons why a bystander might join in with bullying Revisit the 'Solve it together' technique to practise conflict and bullying scenarios Identify their own uniqueness Identify when a first impression they had was right or wrong 	<ul style="list-style-type: none"> Appreciate the value of happiness regardless of material wealth Identify their own culture and different cultures within their class community Identify their own attitudes about people from different faith and cultural backgrounds Develop respect for cultures different from their own Identify a range of strategies for managing their own feelings in bullying situations Identify some strategies to encourage children who use bullying behaviours to make other choices Be able to support children who are being bullied 	<ul style="list-style-type: none"> Empathise with people who are different and be aware of my own feelings towards them Identify feelings associated with being excluded Be able to recognise when someone is exerting power negatively in a relationship Be able to vocalise their thoughts and feelings about prejudice and discrimination and why it happens Use a range of strategies when involved in a bullying situation or in situations where difference is a source of conflict Identify different feelings of the bully, bullied and bystanders in a bullying scenario Appreciate people for who they are Show empathy
Vocabulary	Loving, Caring, Safe, Connected, Conflict, Solve It Together, Solutions, Resolve, Witness, Bystander, Bullying, Gay, Feelings, Tell, Consequences, Hurtful, Compliment,	Character, Judgement, Surprised, Different, Appearance, Accept, Influence, Opinion, Attitude, Secret, Deliberate, On purpose, Bystander, Witness, Problem-solve, Cyber bullying, Text message, Website, Troll, Physical features, Impression, Changed	Culture, Conflict, Similarity, Belong, Culture Wheel, Racism, Colour, Race, Discrimination, Ribbon, Rumour, Name-calling, Racist, Homophobic, Cyber bullying, Texting, Problem solving, Indirect, Direct, Happiness, Developing World, Celebration, Artefacts, Display, Presentation	Male, Female, Biological sex, Stereotype, Individuality, Diverse, Different, Equality, Fairness, Identity, Gender Identity, Transgender, Non-binary, Courage, Fairness, Rights



Dreams & Goals

	Year 3	Year 4	Year 5	Year 6
Overview	<p>In this Puzzle, the children look at examples of people who have overcome challenges to achieve success and discuss what they can learn from these stories. The children identify their own dreams and ambitions and discuss how it will feel when they achieve them. They discuss facing learning challenges and identify their own strategies for overcoming these. The children consider obstacles that might stop them from achieving their goals and how to overcome these. They reflect on their progress and successes and identify what they could do better next time.</p>	<p>In this Puzzle, the children consider their hopes and dreams. They discuss how it feels when dreams don't come true and how to cope with/overcome feelings of disappointment. The children discuss making new plans and setting new goals even if they have been disappointed. The class explore group work and overcoming challenges together. They reflect on their successes and the feelings associated with overcoming a challenge.</p>	<p>In this Puzzle, the children share their dreams and goals and how they might need money to help them achieve them. They consider jobs that people they know do, they look at the fact that some jobs pay more money than others and reflect on what types of jobs they might like to do when they are older. The children look at the similarities and differences between themselves (and their dreams and goals) and someone from a different culture.</p>	<p>In this Puzzle, the children share their own strengths and further stretching themselves by setting challenging and realistic goals. They discuss the learning steps they will need to take as well as talking about how to stay motivated. The children reflect on various global issues and explore places where people may be suffering or living in difficult situations; whilst doing this, they reflect on their own emotions linked to this learning. The children also discover what they think their classmates like and admire about them, as well as working on giving others praise and compliments.</p>



Dreams & Goals

	Year 3	Year 4	Year 5	Year 6
Knowledge	<ul style="list-style-type: none"> Know that they are responsible for their own learning Know what an obstacle is and how they can hinder achievement Know how to take steps to overcome obstacles Know what dreams and ambitions are important to them Know about specific people who have overcome difficult challenges to achieve success Know how they can best overcome learning challenges Know what their own strengths are as a learner Know how to evaluate their own learning progress and identify how it can be better next time 	<ul style="list-style-type: none"> Know how to make a new plan and set new goals even if they have been disappointed Know how to work as part of a successful group Know how to share in the success of a group Know what their own hopes and dreams are Know that hopes and dreams don't always come true Know that reflecting on positive and happy experiences can help them to counteract disappointment Know how to work out the steps they need to take to achieve a goal 	<ul style="list-style-type: none"> Know about a range of jobs that are carried out by people I know Know the types of job they might like to do when they are older Know that young people from different cultures may have different dreams and goals Know that they will need money to help them to achieve some of their dreams Know that different jobs pay more money than others Know that communicating with someone from a different culture means that they can learn from them and vice versa Know ways that they can support young people in their own culture and abroad 	<ul style="list-style-type: none"> Know their own learning strengths Know what their classmates like and admire about them Know a variety of problems that the world is facing Know some ways in which they could work with others to make the world a better place Know what the learning steps are they need to take to achieve their goal Know how to set realistic and challenging goals
Social & Emotional Skills	<ul style="list-style-type: none"> Can break down a goal into small steps Can manage feelings of frustration linked to facing obstacles Imagine how it will feel when they achieve their dream/ambition Recognise other people's achievements in overcoming difficulties Recognise how other people can help them to achieve their goals Can share their success with others Can store feelings of success (in their internal treasure chest) to be used at another time 	<ul style="list-style-type: none"> Have a positive attitude Can identify the feeling of disappointment Be able to cope with disappointment Can identify what resilience is Can identify a time when they have felt disappointed Can talk about their hopes and dreams and the feelings associated with these Help others to cope with disappointment Enjoy being part of a group challenge Can share their success with others Can store feelings of success (in their internal treasure chest) to be used at another time 	<ul style="list-style-type: none"> Verbalise what they would like their life to be like when they are grown up Appreciate the contributions made by people in different jobs Reflect on the differences between their own learning goals and those of someone from a different culture Appreciate the differences between themselves and someone from a different culture Understand why they are motivated to make a positive contribution to supporting others Appreciate the opportunities learning and education can give them 	<ul style="list-style-type: none"> Understand why it is important to stretch the boundaries of their current learning Be able to give praise and compliments to other people when they recognise that person's achievements Empathise with people who are suffering or living in difficult situations Set success criteria so that they know when they have achieved their goal Recognise the emotions they experience when they consider people in the world who are suffering or living in difficult circumstances
Vocabulary	Perseverance, Challenges, Success, Obstacles, Dreams, Goals, Ambitions, Future, Aspirations, Garden, Decorate, Enterprise, Design, Co-operation, Strengths, Motivated, Enthusiastic, Excited, Efficient, Responsible, Frustration, 'Solve It Together' Technique, Solutions, Review, Learning, Evaluate	Hope, Determination, Resilience, Positive attitude, Disappointment, Fears, Hurts, Positive experiences, Plans, Cope, Help, Self-belief, Motivation, Commitment, Enterprise	Feeling, Money, Grown Up, Adult, Lifestyle, Job, Career, Profession, Money, Salary, Contribution, Society, Determination, Motivation, Culture, Country, Sponsorship, Communication, Support, Rallying, Team Work, Co-operation, Difference	Learning, Stretch, Personal, Realistic, Unrealistic, Success, Criteria, Learning steps, Global issue, Suffering, Concern, Hardship, Sponsorship, Empathy, Motivation, Admire, Respect, Praise, Compliment, Contribution, Recognition



Healthy Me

	Year 3	Year 4	Year 5	Year 6
Overview	<p>In this Puzzle, the children learn about the importance of exercise and how it helps your body to stay healthy. They also learn about their heart and lungs, what they do and how they are very important. The children discover facts about calories, fat and sugar; they discuss what each of these are and how the amount they consume can affect their health. The children learn about different types of drugs, the ones you take to make you better, as well as other drugs. The children consider things, places and people that are dangerous and link this to strategies for keeping themselves safe.</p>	<p>In this Puzzle, the children look at the friendship groups that they are part of, how they are formed, how they have leaders and followers and what role they play. The children reflect on their friendships, how different people make them feel and which friends they value the most. The children also learn about smoking and its effects on health; they do the same with alcohol and then look at the reasons why people might drink or smoke. Finally, they learn about peer pressure and how to deal with it successfully.</p>	<p>In this Puzzle, the children investigate the risks associated with smoking and how it affects the lungs, liver and heart. Likewise, they learn about the risks associated with alcohol misuse. They are taught a range of basic first aid and emergency procedures (including the recovery position) and learn how to contact the emergency services when needed. The children investigate how body types are portrayed in the media, social media and celebrity culture. They also learn about eating disorders and people's relationships with food and how this can be linked to negative body image pressures.</p>	<p>In this Puzzle, the children discuss taking responsibility for their own physical and emotional health and the choices linked to this. They learn about different types of drugs and the effects these can have on people's bodies. The children learn about exploitation as well as gang culture and the associated risks therein. They also learn about mental health/illness and that people have different attitudes towards this. They learn to recognise the triggers for and feelings of being stressed and that there are strategies they can use when they are feeling stressed.</p>



Healthy Me

	Year 3	Year 4	Year 5	Year 6
Knowledge	<ul style="list-style-type: none"> Know how exercise affects their bodies Know that the amount of calories, fat and sugar that they put into their bodies will affect their health Know that there are different types of drugs Know that there are things, places and people that can be dangerous Know when something feels safe or unsafe Know why their hearts and lungs are such important organs Know a range of strategies to keep themselves safe Know that their bodies are complex and need taking care of 	<ul style="list-style-type: none"> Know that there are leaders and followers in groups Know the facts about smoking and its effects on health Know the facts about alcohol and its effects on health, particularly the liver Know ways to resist when people are putting pressure on them Know what they think is right and wrong Know how different friendship groups are formed and how they fit into them Know which friends they value most Know that they can take on different roles according to the situation Know some of the reasons some people start to smoke Know some of the reasons some people drink alcohol 	<ul style="list-style-type: none"> Know basic emergency procedures, including the recovery position Know the health risks of smoking Know how smoking tobacco affects the lungs, liver and heart Know how to get help in emergency situations Know that the media, social media and celebrity culture promotes certain body types Know the different roles food can play in people's lives and know that people can develop eating problems/disorders related to body image pressure Know some of the risks linked to misusing alcohol, including antisocial behaviour Know what makes a healthy lifestyle 	<ul style="list-style-type: none"> Know how to take responsibility for their own health Know what it means to be emotionally well Know how to make choices that benefit their own health and well-being Know about different types of drugs and their uses Know how these different types of drugs can affect people's bodies, especially their liver and heart Know that stress can be triggered by a range of things Know that being stressed can cause drug and alcohol misuse Know that some people can be exploited and made to do things that are against the law Know why some people join gangs and the risk that this can involve
Social & Emotional Skills	<ul style="list-style-type: none"> Respect their own bodies and appreciate what they do Can take responsibility for keeping themselves and others safe Identify how they feel about drugs Can express how being anxious or scared feels Able to set themselves a fitness challenge Recognise what it feels like to make a healthy choice 	<ul style="list-style-type: none"> Can identify the feelings that they have about their friends and different friendship groups Recognise negative feelings in peer pressure situations Can identify the feelings of anxiety and fear associated with peer pressure Can tap into their inner strength and know how to be assertive Recognise how different people and groups they interact with impact on them Identify which people they most want to be friends with 	<ul style="list-style-type: none"> Respect and value their own bodies Can reflect on their own body image and know how important it is that this is positive Recognise strategies for resisting pressure Can identify ways to keep themselves calm in an emergency Can make informed decisions about whether or not they choose to smoke when they are older Can make informed decisions about whether they choose to drink alcohol when they are older Accept and respect themselves for who they are Be motivated to keep themselves healthy and happy 	<ul style="list-style-type: none"> Are motivated to care for their own physical and emotional health Suggest strategies someone could use to avoid being pressured Can use different strategies to manage stress and pressure Are motivated to find ways to be happy and cope with life's situations without using drugs Identify ways that someone who is being exploited could help themselves Recognise that people have different attitudes towards mental health/illness
Vocabulary	Oxygen, Calories/kilojoules, Heartbeat, Lungs, Heart, Fitness, Labels, Sugar, Fat, Saturated fat, Healthy, Drugs, Attitude, Anxious, Scared, Strategy, Advice, Harmful, Risk, Feelings, Complex, Appreciate, Body, Choice	Friendship, Emotions, Relationships, Friendship groups, Value, Roles, Leader, Follower, Assertive, Agree, Disagree, Smoking, Pressure, Peers, Guilt, Advice, Alcohol, Liver, Disease, Anxiety, Fear, Believe, Assertive, Opinion, Right, Wrong	Choices, Healthy behaviour, Unhealthy behaviour, Informed decision, Pressure, Media, Influence, Emergency, Procedure, Recovery position, Level-headed, Body image, Media, Social media, Celebrity, Altered, Self-respect, Comparison, Eating problem, Eating disorder, Respect, Debate, Opinion, Fact, Motivation	Responsibility, Immunisation, Prevention, Drugs, Effects, Prescribed, Unrestricted, Over-the-counter, Restricted, Illegal, Volatile substances, 'Legal highs', Exploited, Vulnerable, Criminal, Gangs, Pressure, Strategies, Reputation, Anti-social behaviour, Crime, Mental health, Emotional health, Mental illness, Symptoms, Stress, Triggers, Strategies, Managing stress, Pressure



Relationships

	Year 3	Year 4	Year 5	Year 6
Overview	<p>In this Puzzle (unit), the children learn to recognise their self-worth and identify positive things about themselves and their achievements. They discuss new challenges and how to face them with appropriate positivity. The children learn about the need for rules and how these relate to rights and responsibilities. They explore choices and consequences, working collaboratively and seeing things from other people's points of view. The children learn about different feelings and the ability to recognise these feelings in themselves and others. They set up their Jigsaw Journals and establish the Jigsaw Charter.</p>	<p>In this Puzzle (unit), the children explore being part of a team. They talk about attitudes and actions and their effects on the whole class. The children learn about their school and its community, who all the different people are and what their roles are. They discuss democracy and link this to their own School Council, what its purpose is and how it works. The children learn about group work, the different roles people can have, how to make positive contributions, how to make collective decisions and how to deal with conflict. They also learn about considering other people's feelings. They refresh their Jigsaw Charter and set up their Jigsaw Journals.</p>	<p>In this Puzzle (unit), the children think and plan for the year ahead, goals they could set for themselves as well as the challenges they may face. They explore their rights and responsibilities as a member of their class, school, wider community and the country they live in. The children learn about their own behaviour and its impact on a group as well as choices, rewards, consequences and the feelings associated with each. They also learn about democracy, how it benefits the school and how they can contribute towards it. They revisit the Jigsaw Charter and set up their Jigsaw Journals.</p>	<p>In this Puzzle (unit), the children discuss their year ahead, they learnt to set goals and discuss their fears and worries about the future. The children learn about the United Nations Convention on the Rights of the Child and that these are not met for all children worldwide. They discuss their choices and actions and how these can have far-reaching effects, locally and globally. The children learn about their own behaviour and how their choices can result in rewards and consequences and how they feel about this. They explore an individual's behaviour and the impact it can have on a group. They learn talk about democracy, how it benefits the school and how they can contribute towards it. They establish the Jigsaw Charter and set up their Jigsaw Journals.</p>



Relationships

	Year 3	Year 4	Year 5	Year 6
Knowledge	<ul style="list-style-type: none"> Know that different family members carry out different roles or have different responsibilities within the family Know some of the skills of friendship, e.g. taking turns, being a good listener Know some strategies for keeping themselves safe online Know that they and all children have rights (UNCRC) Know that gender stereotypes can be unfair, e.g. Mum is always the carer, Dad always goes to work etc Know how some of the actions and work of people around the world help and influence my life Know the lives of children around the world can be different from their own 	<ul style="list-style-type: none"> Know some reasons why people feel jealousy Know that loss is a normal part of relationships Know that negative feelings are a normal part of loss Know that sometimes it is better for a friendship/relationship to end if it is causing negative feelings or is unsafe Know that jealousy can be damaging to relationships Know that memories can support us when we lose a special person or animal 	<ul style="list-style-type: none"> Know that there are rights and responsibilities in an online community or social network Know that there are rights and responsibilities when playing a game online Know that too much screen time isn't healthy Know how to stay safe when using technology to communicate with friends Know that a personality is made up of many different characteristics, qualities and attributes Know that belonging to an online community can have positive and negative consequences 	<ul style="list-style-type: none"> Know that it is important to take care of their own mental health Know ways that they can take care of their own mental health Know the stages of grief and that there are different types of loss that cause people to grieve Know that sometimes people can try to gain power or control them Know some of the dangers of being 'online' Know how to use technology safely and positively to communicate with their friends and family
Social & Emotional Skills	<ul style="list-style-type: none"> Can identify the responsibilities they have within their family Know how to access help if they are concerned about anything on social media or the internet Can empathise with people from other countries who may not have a fair job or are less fortunate Understand that they are connected to the global community in many different ways Can use Solve it together in a conflict scenario and find a win-win outcome Can identify similarities in children's rights around the world Can identify their own wants and needs and how these may be similar or different from other children in school and the global community 	<ul style="list-style-type: none"> Can identify feelings and emotions that accompany jealousy Can suggest positive strategies for managing jealousy Can identify people who are special to them and express why Can identify the feelings and emotions that accompany loss Can suggest strategies for managing loss Can tell you about someone they no longer see Can suggest ways to manage relationship changes including how to negotiate 	<ul style="list-style-type: none"> Can suggest strategies for building self-esteem of themselves and others Can identify when an online community/social media group feels risky, uncomfortable, or unsafe Can suggest strategies for staying safe online/social media Can say how to report unsafe online/social network activity Can identify when an online game is safe or unsafe Can suggest ways to monitor and reduce screen time Can suggest strategies for managing unhelpful pressures online or in social networks 	<ul style="list-style-type: none"> Recognise that people can get problems with their mental health and that it is nothing to be ashamed of Can help themselves and others when worried about a mental health problem Recognise when they are feeling grief and have strategies to manage them Demonstrate ways they could stand up for themselves and their friends in situations where others are trying to gain power or control Can resist pressure to do something online that might hurt themselves or others Can take responsibility for their own safety and well-being
Vocabulary	Men, Women, Unisex, Male, Female, Stereotype, Career, Job, Role, Responsibilities, Respect, Differences, Similarities, Conflict, Win-win, Solution, Solve-it-together, Problem-solve, Internet, Social media, Online, Risky, Gaming, Safe, Unsafe, Private messaging (pm), Direct messaging (dm), Global, Communication, Fair trade, Inequality, Food journey, Climate, Transport, Exploitation, Rights, Needs, Wants, Justice, United Nations, Equality, Deprivation, Hardship, Appreciation, Gratitude	Relationship, Close, Jealousy, Emotions, Positive, Negative, Loss, Shock, Disbelief, Numb, Denial, Guilt, Sadness, Pain, Despair, Hope, Souvenir, Memento, Memorial, Acceptance, Relief, Remember, Negotiate, Compromise, Loyal, Empathy, Betrayal, Amicable, Love.	Personal attributes, Qualities, Characteristics, Self-esteem, Unique, Comparison, Negative self-talk, Social media, Online, Community, Positive, Negative, Safe, Unsafe, Rights, Social network, Violence, Grooming, Troll, Gambling, Betting, Trustworthy, Appropriate, Screen time, Physical health, Mental health, Off-line, Social, Peer pressure, Influences, Personal information, Passwords, Privacy, Settings, Profile, SMARRT rules	Mental health, Ashamed, Stigma, Stress, Anxiety, Support, Worried, Signs, Warning, Self-harm, Emotions, Feelings, Sadness, Loss, Grief, Denial, Despair, Guilt, Shock, Hopelessness, Anger, Bereavement, Coping strategies, Power, Control, Authority, Bullying, Script, Assertive, Risks, Pressure, Influences, Self-control, Real/fake, True/untrue, Assertiveness, Judgement, Communication, Technology, Power, Cyber-bullying, Abuse, Safety



Changing Me

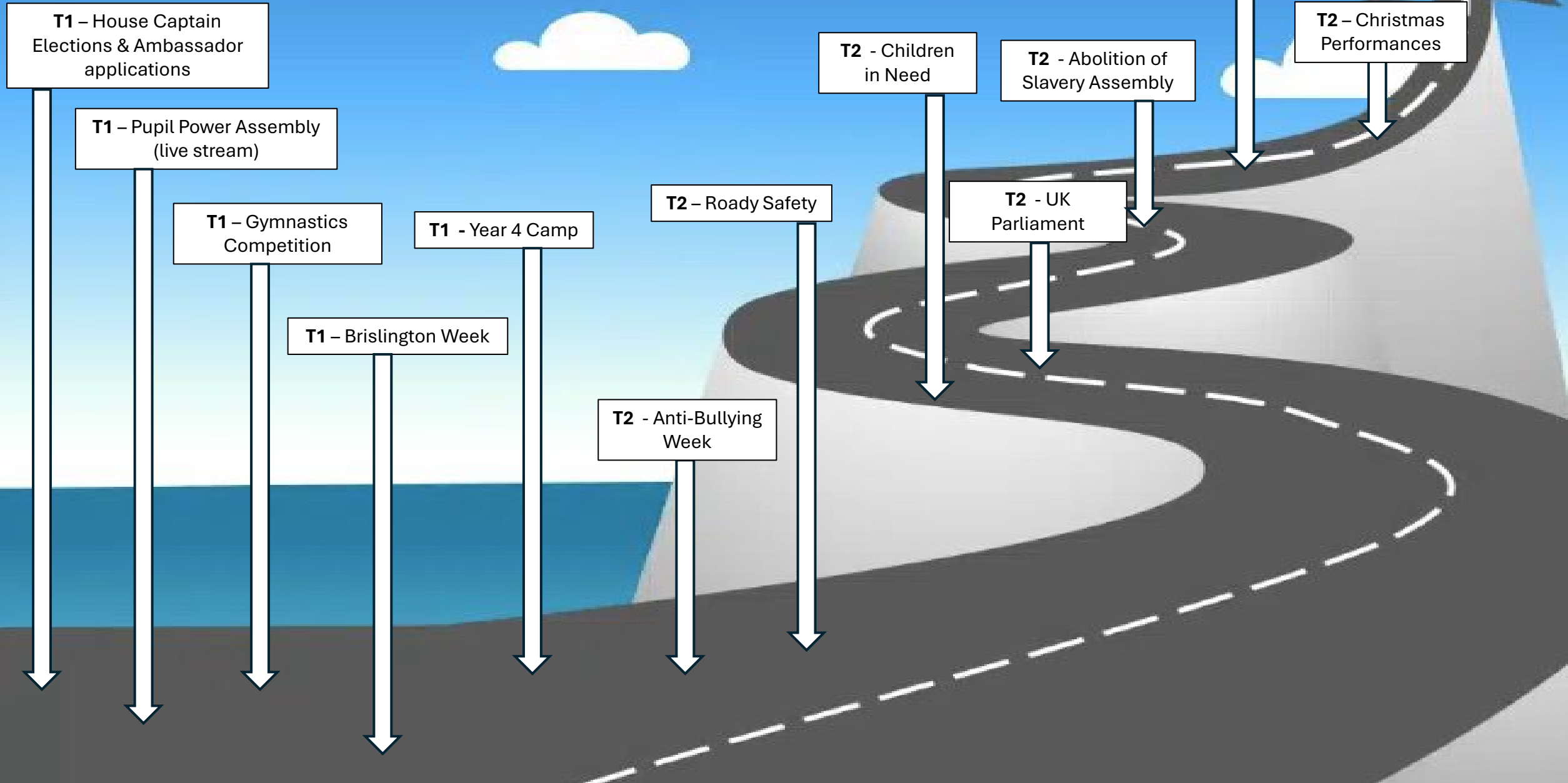
	Year 3	Year 4	Year 5	Year 6
Overview	<p>This Puzzle begins learning about babies and what they need to grow and develop including parenting. Children are taught that it is usually the female that carries the baby in nature. This leads onto lessons where puberty is introduced. Children first look at the outside body changes in males and females. They learn that puberty is a natural part of growing up and that it is a process for getting their bodies ready to make a baby when grown-up. Inside body changes are also taught. Children learn that females have eggs (ova) in their ovaries and these are released monthly. If unfertilised by a male's sperm, it passes out of the body as a period. Sexual intercourse and the birth of the baby are not taught in this year group. Children discuss how they feel about puberty and growing up and there are opportunities for them to seek reassurance if anything is worrying them.</p>	<p>In this Puzzle, bodily changes at puberty are revisited with some additional vocabulary, particularly around menstruation. Sanitary health is taught, including introducing pupils to different sanitary and personal hygiene products. Conception and sexual intercourse are introduced in simple terms so the children understand that a baby is formed by the joining of an ovum and sperm. They also learn that the ovum and sperm carry genetic information that carry personal characteristics. The Puzzle ends by looking at the feelings associated with change and how to manage these. Children are introduced to Jigsaw's Circle of change model as a strategy for managing future changes.</p>	<p>In this Puzzle, the children revisit self-esteem, self-image and body image. They learn that we all have perceptions about ourselves and others, and these may be right or wrong. They also reflect on how social media and the media can promote unhelpful comparison and how to manage this. Puberty is revisited in further detail, explaining bodily changes in males and females. Sexual intercourse is explained in slightly more detail than in the previous year. Children are encouraged to ask questions and seek clarification about anything they don't understand. Further details about pregnancy are introduced including some facts about the development of the foetus and some simple explanation about alternative ways of conception, e.g. IVF. Children learn that having a baby is a personal choice. Details of contraceptive options and methods are not taught as this is not age-appropriate. Reasons why people choose to be in a romantic relationship and choose to have a baby are also explored. Children look at what becoming a teenager means for them with an increase in freedom, rights and responsibilities. They also consider the perceptions that surround teenagers and reflect whether they are always accurate, e.g. teenagers are always moody; all teenagers have a boyfriend/girlfriend, etc.</p>	<p>In this Puzzle, the children learn about puberty in boys and girls and the changes that will happen; they reflect on how they feel about these changes. The children also learn about childbirth and the stages of development of a baby, starting at conception. They explore what it means to be being physically attracted to someone and the effect this can have upon the relationship. They learn about different relationships and the importance of mutual respect and not pressuring/being pressured into doing something that they don't want to. The children also learn about self-esteem, why it is important and ways to develop it. Finally, they look at the transition to secondary school (or next class) and what they are looking forward to/are worried about and how they can prepare themselves mentally.</p>



Changing Me

	Year 3	Year 4	Year 5	Year 6
Knowledge	<ul style="list-style-type: none"> Know that the male and female body needs to change at puberty so their bodies can make babies when they are adults Know some of the outside body changes that happen during puberty Know some of the changes on the inside that happen during puberty Know that in animals and humans lots of changes happen between conception and growing up Know that in nature it is usually the female that carries the baby Know that in humans a mother carries the baby in her uterus (womb) and this is where it develops Know that babies need love and care from their parents/carers Know some of the changes that happen between being a baby and a child 	<ul style="list-style-type: none"> Know that personal characteristics are inherited from birth parents and this is brought about by an ovum joining with a sperm Know that babies are made by a sperm joining with an ovum Know the names of the different internal and external body parts that are needed to make a baby Know how the female and male body change at puberty Know that change can bring about a range of different emotions Know that personal hygiene is important during puberty and as an adult Know that change is a normal part of life and that some cannot be controlled and have to be accepted 	<ul style="list-style-type: none"> Know how girls' and boys' bodies change during puberty and understand the importance of looking after themselves physically and emotionally Know that sexual intercourse can lead to conception Know that some people need help to conceive and might use IVF Know that becoming a teenager involves various changes and also brings growing responsibility Know what perception means and that perceptions can be right or wrong 	<ul style="list-style-type: none"> Know how girls' and boys' bodies change during puberty and understand the importance of looking after themselves physically and emotionally Know how a baby develops from conception through the nine months of pregnancy and how it is born Know how being physically attracted to someone changes the nature of the relationship Know the importance of self-esteem and what they can do to develop it Know what they are looking forward to and what they are worried about when thinking about transition to secondary school/moving to their next class
Social & Emotional Skills	<ul style="list-style-type: none"> Can express how they feel about puberty Can say who they can talk to about puberty if they have any worries Can suggest ways to help them manage feelings during changes they are more anxious about Can identify stereotypical family roles and challenge these ideas, e.g. it may not always be Mum who does the laundry Can express how they feel about babies Can describe the emotions that a new baby can bring to a family Can identify changes they are looking forward to in the next year 	<ul style="list-style-type: none"> Can appreciate their own uniqueness and that of others Can express any concerns they have about puberty Have strategies for managing the emotions relating to change Can express how they feel about having children when they are grown up Can say who they can talk to about puberty if they are worried Can apply the circle of change model to themselves to have strategies for managing change 	<ul style="list-style-type: none"> Can celebrate what they like about their own and others' self-image and body image Can suggest ways to boost self-esteem of self and others Recognise that puberty is a natural process that happens to everybody and that it will be OK for them Can ask questions about puberty to seek clarification Can express how they feel about having a romantic relationship when they are an adult Can express how they feel about having children when they are an adult Can express how they feel about becoming a teenager Can say who they can talk to if concerned about puberty or becoming a teenager/adult 	<ul style="list-style-type: none"> Recognise ways they can develop their own self-esteem Can express how they feel about the changes that will happen to them during puberty Understand that mutual respect is essential in a boyfriend/girlfriend relationship and that they shouldn't feel pressured into doing something that they don't want to Recognise how they feel when they reflect on the development and birth of a baby Can celebrate what they like about their own and others' self-image and body image Use strategies to prepare themselves emotionally for the transition (changes) to secondary school
Vocabulary	Birth, Animals, Babies, Mother, Grow, Uterus, Womb, Nutrients, Survive, Love, Affection, Care, Puberty, Sperm, Ovaries, Egg, Ovum/ova, Womb/uterus, Stereotypes, Task, Roles, Challenge	Personal, Unique, Characteristics, Parents, Making love, Having sex, Sexual intercourse, Fertilise, Conception, Menstruation, Periods, Circle, Seasons, Change, Control, Emotions, Acceptance	Body image, Self-image, Looks, Personality, Perception, Self-esteem, Affirmation, Comparison, Oestrogen, Fallopian Tube, Cervix, Develops, Breasts, Hips, Adam's Apple, Scrotum, Genitals, Hair, Broader, Wider, Semen, Erection, Ejaculation, Urethra, Wet dream, Growth spurt, Larynx, Facial hair, Pubic hair, Hormones, Scrotum, Testosterone, Circumcised, Uncircumcised, Foreskin, Epididymis, Fertilised, Unfertilised, Conception, Sexual intercourse, Embryo, Umbilical cord, IVF, Foetus, Contraception, Pregnancy, Sanitary products, Tampon, Pad, Towel, Liner, Hygiene, Age appropriateness, Legal, Laws, Responsible, Teenager, Responsibilities, Rights	Negative body-talk, mental health, midwife, labour, opportunities, freedoms, attraction, relationship, love, sexting, transition, secondary, journey, worries, anxiety, excitement

Additional Citizen Opportunities Term 1&2



Additional Citizen Opportunities Term 3&4

T3 – NSPCC
Workshops &
Assembly

T3 – Safer Internet
Day

T3 – Careers
Assembly

T3 – Careers Talk

T3 - Year of
Reading

T4 - World Book
Day

T4 – Red Nose
Day

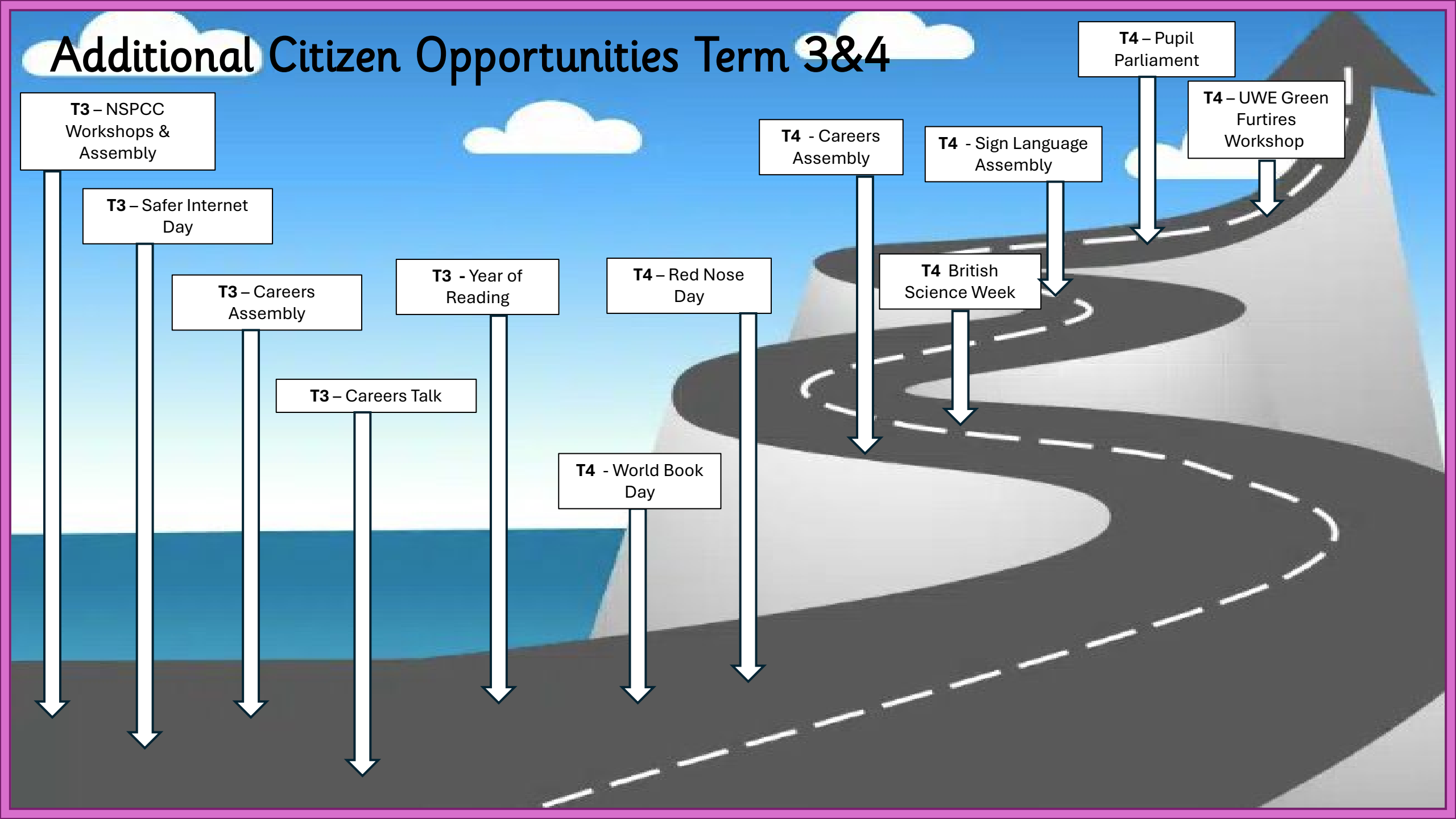
T4 - Careers
Assembly

T4 - Sign Language
Assembly

T4 British
Science Week

T4 – Pupil
Parliament

T4 – UWE Green
Futures
Workshop



Additional Citizen Opportunities Term 5&6

T5 – STEM
(Y5&6)

T5 – Walk to School Week

T5 – Y6 Lifeskills

T5 – Pupil Parliament

T5 – Y5 Mini Police

T6 – Careers Day

T6 – World Environment Day

T6 – Windrush Day Assembly

T6 – Pupil Parliament

T6 – Bikeability

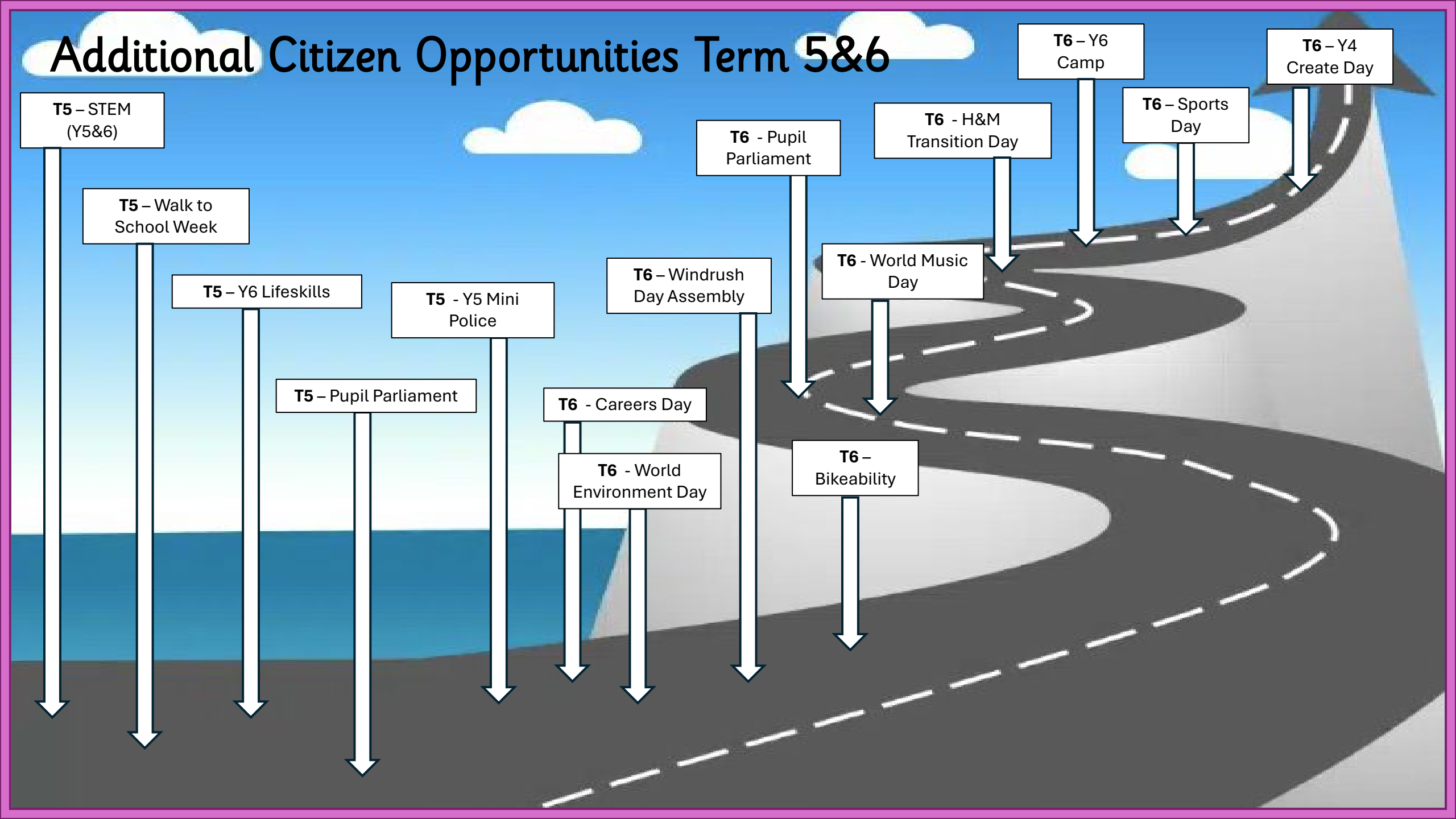
T6 – World Music Day

T6 – H&M Transition Day

T6 – Y6 Camp

T6 – Sports Day

T6 – Y4 Create Day



Careers Development



- Teach the curriculum through states of being – I am a Historian, I am a Scientist, etc.
- PSHE curriculum – Dreams & Goals
- Specific assemblies about careers throughout the year
- Reference to careers in other assemblies
- Working with UWE Green Future Project
- Careers Day using families & local businesses
- Year 6 Careers talk
- Year 5 working with Science Creates
- My Money Week – skills
- Ambassador opportunities – skills
- CLF Pupil Parliament